

**BREAKTHROUGH TECHNOLOGY.  
HEAVY DUTY PERFORMANCE.**



Epson's unique inkjet printer with tractor feeder delivers unsurpassed durability, endurance and printout quality to withstand the demanding conditions of the chemical and logistics industries. With the reliability to last 6x longer than conventional inkjet printers and exceptional ink capacity that allows longer continuous printing, frequent downtime will be a thing of the past.



GP-C830/M830



Print



High Capacity



High Speed Printing



Power Savings



Cost Effective

## ENGINEERED FOR BUSINESS

### Assured reliability

Rated up to 600,000 pages in its lifetime.

### High-capacity ink cartridges

Prints large volumes continuously with greater savings and reduced downtime.

### Sharper printouts

Durable pigment ink lets you print without the worry of smudges and fading.

Whether it's the chemical or logistics industries, Epson's latest inkjet printer with a tractor feeder is built to meet the toughest label printing specifications. With a long life suited for high print volume operations, high-capacity ink cartridges and sharp printouts on ultra-durable ink, business will run as reliably as your next printout.



## Uninterrupted Heavy-duty Performance with Reduced Downtime

### Assured Reliability

Epson's GP-C830/M830 inkjet printers are tough enough to handle the needs of industries and medical institutions that cannot afford downtime. With an impressive lifecycle of 600,000 pages\* – 6x longer than conventional inkjet printers – downtime is dramatically reduced while the bottom line is improved with a lower total cost of ownership.

\* When printing on 241.3 mm x 279.4 mm (9.5" x 11") paper. Varies depending on usage environment, print pattern and type of paper used.


### Easy Paper Handling

Even the best printers jam. With Epson technology, clearing paper jams is quick and fuss free. The GP-C830/M830 automatically releases paper guide when a jam is detected, allowing for the rapid removal and re-setting of media. Manual release can also be performed with a simple one-touch operation. Additionally, the top cover slides open easily for quick removal and print restart.

### Revolutionary Print-head Protection

Printers that use fanfold paper tend to collect paper dust on the print head, which results in frequent nozzle clogging and missing ink dots. Epson's new head protection system drastically reduces the accumulation of dust and dirt, providing longer continuous operation between periodic maintenance.

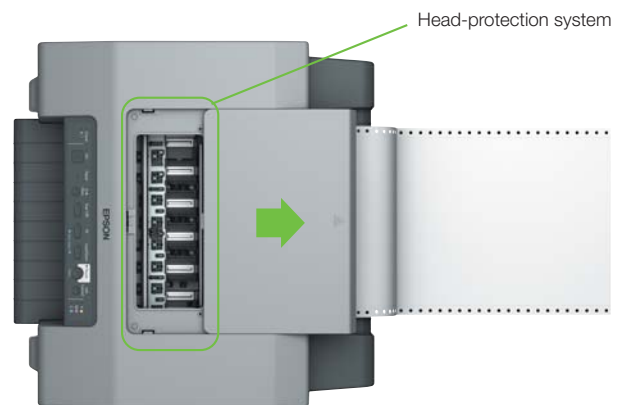
Paper-edge guide protects print head from paper dust.



Head-protection system



No head-protection system




The top cover slides open – a convenient safety feature that stops operation.

## Effortless Workflow and Operation


### High-capacity Ink Cartridges

High-capacity ink cartridges enable affordable, large-volume printing while dramatically decreasing downtime spent changing cartridges, creating more uptime and less periodic maintenance. The GP-M830 is equipped with two black ink cartridges that are used simultaneously, doubling ink capacity and further decreasing downtime.



### Built for Tough Work Environments

Built tough for demanding work environments, the GP-C830/M830 can withstand weights of up to 20 kg on the top. Comfortable side grips accommodating four fingers are also featured, making relocation easier.



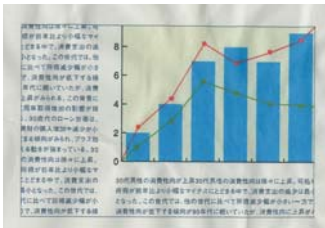
## Outstanding Output and Durability

### Sharper Printouts

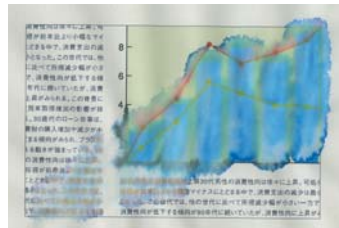
Epson DURABrite™ Ultra produces high-quality prints that have excellent resistance to water, chemicals, fading and smudges. Durability like this makes GP-C830/M830 ideal for hospitals, laboratories, supermarkets and wherever liquids or other moisture is present.



Epson pigment ink



Dye-based ink



Epson pigment ink is not water soluble and firmly binds to media fibers, resisting water and other moisture.

Conventional dye-based ink is water soluble so printouts can be negatively affected by water and other moisture.

### Reduced Noise and Power Usage

Unlike conventional dot impact printers, GP-C830/M830 inkjet printers operate quietly and do not contribute to workplace noise. In addition, they also consume less energy, which is a huge advantage for energy-conscious offices and in areas with inconsistent power supply.

### Barcodes are Clear and Sharp

Installing the included printer driver automatically loads fonts for barcode printing, assuring razor-sharp barcodes even on plain paper.

Barcode print comparison (end of ink supply)



GP-C830/M830

Conventional dot impact printer

Crisp, high-density barcodes are printed consistently until the ink runs out.

Faint, low-density barcodes when the ribbon is nearly used up exhibit decreased readability.

### High Output that Reduces Costs

The GP-C830/M830 shines in workplaces where fast printing is vital – with a fast 19.7\* ppm for GP-C830/M830. Overall running costs are lower compared to laser printers.

\* Super draft mode.

## PARTNERS IN PERFECTION

### Save more with Epson individual cartridges

Enjoy greater savings with Epson's cost-effective ink cartridges. You can now maximise the usage of your ink cartridges by only replacing the empty cartridge, allowing for continuous printing.

Our four colours are:



C13S020559  
GJIC4 (K) INK BLACK



C13S020560  
GJIC4 (C) INK CYAN



C13S020561  
GJIC4 (M) INK MAGENTA



C13S020562  
GJIC4 (Y) INK YELLOW

MODEL NUMBER	GP-C830 (Colour model)	GP-M830 (Monochrome model)
<b>Print Technology</b>	MicroPiezo® ink jet technology	
<b>Print Resolution</b>		
Plain Media	Up to 720 x 720 dpi	
Glossy Media	Up to 5760 x 1440 dpi <sup>11</sup>	NA
<b>Ink Cartridge</b>	Pigment ink	
Individual Cartridges	Black	GJIC4(K) x 1
	Cyan	GJIC4(C) x 1
	Magenta	GJIC4(M) x 1
	Yellow	GJIC4(Y) x 1
		GJIC4(K) x 2
		NA
		NA
		NA
<b>Print Speed</b> <sup>12</sup>		
Super Draft Mode	19.7 ppm	
Draft Mode	19.7 ppm	
Normal Mode	18.1 ppm	
Fine Mode	10.2 ppm	
Extra Fine 1 Mode	3.5 ppm	
Extra Fine 2 Mode	3.5 ppm	NA
Extra Fine 3 Mode	1.3 ppm	NA
<b>Paper Feeding Method</b>	Push tractor feed (rear in / front out)	
<b>Paper Feed Speed</b>	Continuous feed 66.7ms / inch	
<b>Media Form</b>	Continuous with sprocket holes	
<b>Media Type</b>	Plain, Glossy, Medicine Bag, Plain Label, Matte Label, Synthetic Label, Glossy Label	Plain, Medicine Bag
<b>Media Dimension</b>		
Width	76.2 - 241.3 mm (3" - 9.5")	
Length <sup>13</sup>	12.7 - 558.8 mm (0.5" - 22")	
Thickness <sup>14</sup>	0.065 - 0.14 mm (0.0025" - 0.0055")	
Weight (1000 sheets) <sup>14</sup>	45 - 110 kg	
<b>Printable Area</b>		
Maximum Printable Area Width	203.2 mm (8")	
Left Margin	13.0 mm (0.51")	
Right Margin	13.0 mm (0.51") <sup>15</sup>	
Top Margin	2.0 mm (0.08")	
Bottom Margin	2.0 mm (0.08")	
<b>Barcode Font (Printer Driver Built-in)</b>		
Barcode	Code 39, Code 128, Interleaved 2 of 5	
Two-dimensional Code	QR Code	
<b>Barcode Font (ESC/P Command)</b>	EAN-13, EAN-8, Interleaved 2 of 5 (ITF), UPC-A, UPC-E, Code39, Code128, POSTNET	
<b>Interface</b>	USB 1.1/ 2.0 Parallel (IEEE-1284 Compatibility mode, Nibble mode) LAN 100BASE-TX/10BASE-T	
<b>Operating Temperature / Humidity</b>	10 - 35 °C / 20 - 80 % RH	
<b>Storage Temperature / Humidity</b>	-20 - 40 °C / 5 - 85 % RH	
<b>Reliability</b>		
Total Print Volume	0.6 million sheets [Paper size: 241.3 x 279.4 mm (9.5" x 11")]	
<b>Overall Dimensions (D x W x H)</b>	465 x 464 x 224 mm	
<b>Weight</b>	Approx. 12.2kg (without ink cartridge)	
<b>Power Consumption</b>		
Printing	Approx. 33W (mean, ISO/IEC 10561 letter pattern)	
Standby	Approx. 8W (in sleep mode approx. 2.9W)	
<b>Rated Voltage</b>	AC 110 - 240 V (AC adaptor)	
<b>Rated Frequency</b>	50 - 60 Hz	
<b>Acoustic Noise</b>		
Silent Feed ON	Approx. 48 dB(A)	
Silent Feed OFF	Approx. 54 dB(A)	
<b>EMC Standards</b>	CNS13438 Class A	
<b>Safety Standards</b>	FCC (Class A), UL/C-UL, EN60950, CE Marking (EMC Directive (Class A), VCC1 (Class A), Singapore Safety Standard	
<b>Operating System</b>	Microsoft® Windows® XP 32bit (SP3) / 64bit (SP2) Microsoft® Windows Vista® 32bit / 64bit (SP2) Microsoft® Windows® 7 32bit / 64bit Microsoft® Windows Server® 2003 Microsoft® Windows Server® 2008 / 2008 R2 Microsoft® Windows® 8 32bit / 64bit Microsoft® Windows Server® 2012 (64bit)	

**Dimensions & Weight**

**Weight:** Approx. 12.2 kg (28.89lbs)



dpi: Dots per 25.4mm (dots per inch)  
ppm: Pages per minute

<sup>11</sup> Print mode: Extra Fine 3 Mode

<sup>12</sup> The print speed measured based on paper size of 9.5" x 11".

<sup>13</sup> Printing on continuous paper when 139.7mm (5.5") or less is not supported.

<sup>14</sup> Plain paper

<sup>15</sup> When paper width is 229.2mm or wider, the width of the printable area remains at 203.2mm (max.) and the right margin expands up to 25.1mm, depending on paper width.

©2013 Epson Singapore Pte Ltd. All Rights Reserved. Reproduction in part or in whole, without the written permission from Epson, is strictly prohibited.

EPSON and EXCEED YOUR VISION are registered trademarks of Seiko Epson Corporation.

All other product names and other company names used herein are for identification purposes only and are the trademarks or registered trademarks of their respective owners.

Epson disclaims any and all rights in those marks. Print samples shown herein are simulations. The actual product design and contents may vary. Specifications are subject to change without notice and may vary between countries. Please check with local Epson offices for more information.